

2025 Project Director Survey





































Dear Project Director,

Thank you for your time taking this survey. Your responses will be presented to MiLEAP in a statewide summary report that protects your confidentiality.

This survey should take no more than 10-15 minutes of your time.

If you have any questions or concerns, please contact Dr. Jamie Wu at 517-884-1412 or email the MSU team at ezhelp@msu.edu.

Q1. In this section we are asking about staff retention. You will answer it once for each of your sites. Look at the top of your screen to identify which site you are answering for. See an example as below.

2023-24 Paid Staff Working Period (—)			2024-25 Paid Staff Working Period (—)		
Summer	School Year	Staff	Staff	Summer	School Year
		Andrew	Andrew		
		Beth	Beth		
		Debbie	Debbie		
		Jamie	Jamie		
		Jason	Jason		
		Lorraine	Lorraine		
		Nai	Nai		
		Patti	Patti		
		Sabrina	Sabrina		

1. How many paid staff did you employ during the 2023-2024 **school year**?

6

3

2. How many paid staff from the 2023-2024 **school year remained** with your program for the 2024-2025 **school year**?

1. How many paid staff did you employ during the 2023-2024 school year?

2. How many paid staff from the 2023-2024 school year remained with your program for the 2024-2025 school year?

Q2.1 How often did your Local Evaluator do the following? For those items that are NOT in your contract, please use NA (not applicable).

	Not at all	Did some of this	Did a lot of this	I don't know	NA
Interpreted reports provided by MSU	<input type="radio"/>	<input type="radio"/>	<input type="radio"/>	<input type="radio"/>	<input type="radio"/>
Collected additional feedback (e.g., surveys, interviews, focus groups)	<input type="radio"/>	<input type="radio"/>	<input type="radio"/>	<input type="radio"/>	<input type="radio"/>
Obtained School Outcomes information to submit to MSU	<input type="radio"/>	<input type="radio"/>	<input type="radio"/>	<input type="radio"/>	<input type="radio"/>
Helped us meet the grant reporting requirements	<input type="radio"/>	<input type="radio"/>	<input type="radio"/>	<input type="radio"/>	<input type="radio"/>
Participated in the PQA process	<input type="radio"/>	<input type="radio"/>	<input type="radio"/>	<input type="radio"/>	<input type="radio"/>
Worked with us on program improvement	<input type="radio"/>	<input type="radio"/>	<input type="radio"/>	<input type="radio"/>	<input type="radio"/>
Worked with us on funding and stability	<input type="radio"/>	<input type="radio"/>	<input type="radio"/>	<input type="radio"/>	<input type="radio"/>
Used data to create professional development plans	<input type="radio"/>	<input type="radio"/>	<input type="radio"/>	<input type="radio"/>	<input type="radio"/>
Visited our sites	<input type="radio"/>	<input type="radio"/>	<input type="radio"/>	<input type="radio"/>	<input type="radio"/>

Q2.2 Other ways your local evaluator assisted you, please describe.

Q3. How often did your local evaluator meet with you to discuss program matters?

- ☐ Once a week
- ☐ 2-3 times a month
- ☐ Once a month
- ☐ Once every 2 months
- ☐ 3-4 times a year
- ☐ Once a year
- ☐ The local evaluator did not meet with me to do this

Q4. Thinking about next year, what ADMINISTRATIVE skills and practices could The Forum for Youth Investment's Center for Youth Program Quality offer that would be most helpful to you? (Please select all that apply)

- ☐ Staff recruitment and retention
- ☐ Creating professional development plans based on data
- ☐ Coaching staff on instructional quality
- ☐ Communication with program staff
- ☐ Staff evaluations
- ☐ Partnerships with community, stakeholders, etc.
- ☐ Recruiting and retaining youth
- ☐ Incorporating the PQA into standard organizational operations
- ☐ Building youth governance or a Youth Advisory Council
- ☐ Connections to school personnel
- ☐ Connections to school day curriculum and content
- ☐ Connections to families
- ☐ SEL for managers

Q5.1 How do The Forum for Youth Investment's Center for Youth Program Quality services and supports impact you, your staff and your program?

Q5.2 Is there anything you'd like to suggest? (i.e., training topics, coaching approach, etc.)

Q6. How useful are the following types of The Forum for Youth Investment's Center for Youth Program Quality supports?

	Not at all useful	Slightly useful	Somewhat useful	Very useful	I don't know
Online training	<input type="radio"/>	<input type="radio"/>	<input type="radio"/>	<input type="radio"/>	<input type="radio"/>
In-person coaching	<input type="radio"/>	<input type="radio"/>	<input type="radio"/>	<input type="radio"/>	<input type="radio"/>
Regional training	<input type="radio"/>	<input type="radio"/>	<input type="radio"/>	<input type="radio"/>	<input type="radio"/>
Peer mentoring & networking	<input type="radio"/>	<input type="radio"/>	<input type="radio"/>	<input type="radio"/>	<input type="radio"/>
Virtual coaching	<input type="radio"/>	<input type="radio"/>	<input type="radio"/>	<input type="radio"/>	<input type="radio"/>

Q7. How useful are the following sources of data that are coordinated by the MSU State Evaluation Team in informing you about your program?

	Not at all useful	Slightly useful	Somewhat useful	Very useful	I don't know
Compliance Snapshot Report	<input type="radio"/>	<input type="radio"/>	<input type="radio"/>	<input type="radio"/>	<input type="radio"/>
Leading Indicators Report	<input type="radio"/>	<input type="radio"/>	<input type="radio"/>	<input type="radio"/>	<input type="radio"/>
Data Tables	<input type="radio"/>	<input type="radio"/>	<input type="radio"/>	<input type="radio"/>	<input type="radio"/>
EZReports Data	<input type="radio"/>	<input type="radio"/>	<input type="radio"/>	<input type="radio"/>	<input type="radio"/>
Activity Coding	<input type="radio"/>	<input type="radio"/>	<input type="radio"/>	<input type="radio"/>	<input type="radio"/>
Youth Survey	<input type="radio"/>	<input type="radio"/>	<input type="radio"/>	<input type="radio"/>	<input type="radio"/>
Teacher Survey	<input type="radio"/>	<input type="radio"/>	<input type="radio"/>	<input type="radio"/>	<input type="radio"/>
Staff Survey	<input type="radio"/>	<input type="radio"/>	<input type="radio"/>	<input type="radio"/>	<input type="radio"/>
School Outcomes Data	<input type="radio"/>	<input type="radio"/>	<input type="radio"/>	<input type="radio"/>	<input type="radio"/>
PQA Self- Assessment Data	<input type="radio"/>	<input type="radio"/>	<input type="radio"/>	<input type="radio"/>	<input type="radio"/>

Q8.1 How important is data in making decisions on program improvements?

- ☐ Not very important; decisions are mostly made based on other factors (i.e., funding, staffing, etc.)
- ☐ A little important
- ☐ Somewhat important
- ☐ Very important; decisions are mostly made based on survey results or other data

Q8.2 Is there anything else you would like to share about the evaluation?

Thank you very much for completing this survey. Your answers will be used to help improve 21st Century and other youth programs in Michigan.